

BC Pilot Alcohol and Other Drug Monitoring Project

Tim Stockwell

**Centre for Addictions Research of BC,
BC Mental Health and Addictions Research
Network**

**2nd Annual Network Research Colloquium
SFU Harbour Centre • Vancouver, BC • March 8, 2007**

Ambition

A timely flow of data on hazardous patterns of substance use and related harm to inform public debate, to support effective policy and facilitate policy relevant epidemiological research

RESEARCH PARTNERS

- **CARBC**
- **BC Centre for Disease Control**
- **Vancouver Coastal Health Authority**
- **BC Centre for Excellence in HIV/AIDS**
- **McCreary Centre Society**
- **Centre for Social Responsibility**
- **Public Health and Regulatory Policy
Division, CAMH & University of Toronto**

FUNDING PARTNERS

- Provincial Health Services Authority
- Health Canada
- Vancouver Island Health Authority
- Vancouver Coastal Health Authority
- BC Ministry of Health
- BC Solicitor General's Office
- BC Mental Health and Addictions Research Network
- Fraser Health Authority

More specifically...

- Covering alcohol, illicit and prescribed drugs
- Comparisons across place (province, health authority, police district) and time
- Covering the general population as well as high risk population groups
- Linkages to national data collection initiatives
- Regular public domain reports on key indicators
- Improved access to data for health researchers

Some Achievements

- **The underlying research and funding partnerships**
- **Development of an effective contract framework**
- **Data collection for most components**
- **Testing of consistent drug use questions for different groups**
- **Early results available at www.carbc.ca**
- **Hosting of international symposium in May 2007**

Main Elements of Pilot System

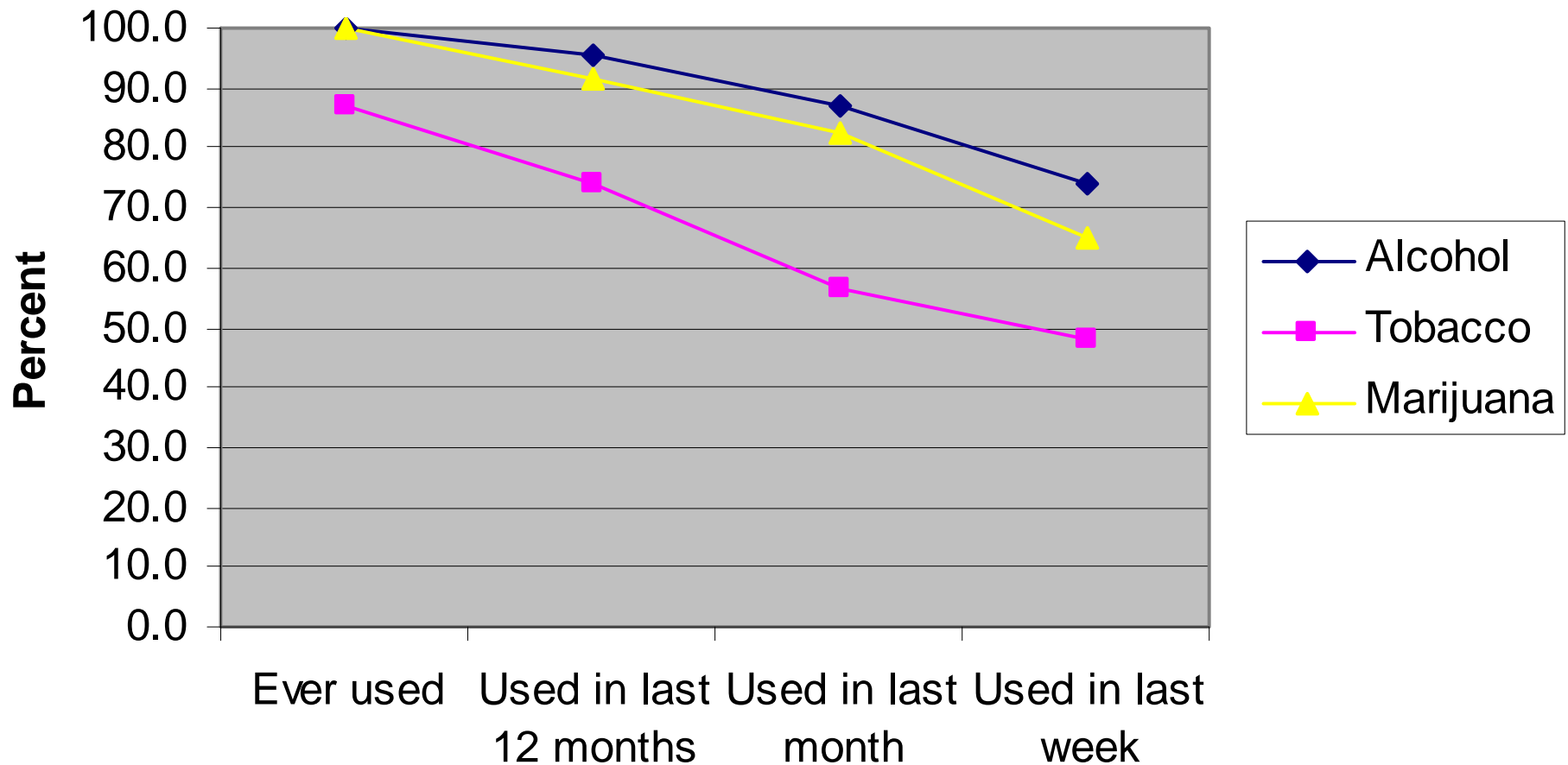
- New ongoing national telephone survey
- More consistent provincial school surveys
- Surveys of high risk groups
- Treatment system data
- Analyses of drug seizures
- ER presentations
- Drug-caused mortality and morbidity
- Sales data: alcohol, prescription drugs
- Police and crime data

2. Rolling Qualitative & Quantitative Surveys of High Risk Groups

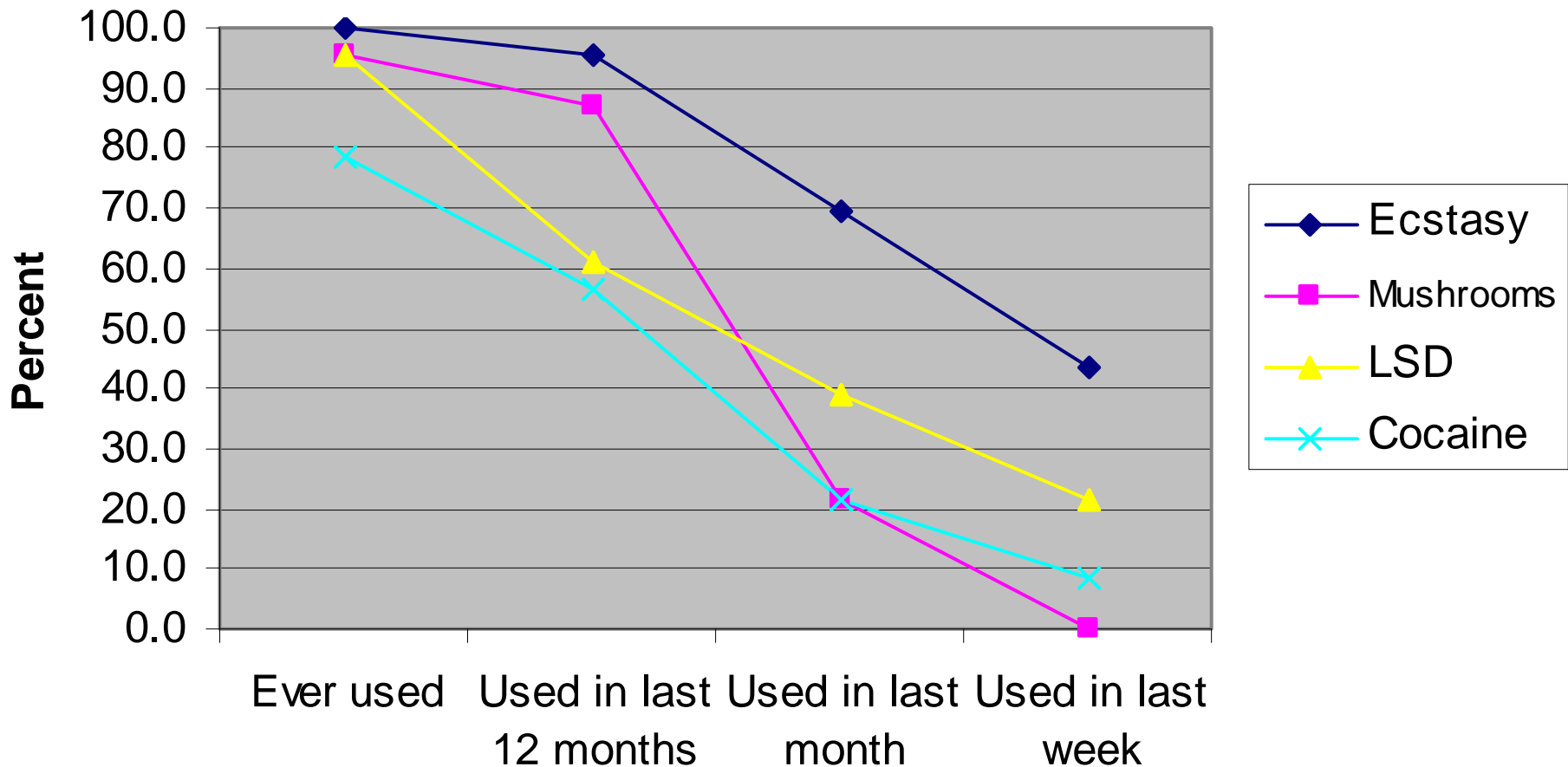
Target populations:

- (i) Street-entrenched drug users (20 yrs+)
 - (ii) Street involved youth (14-19 yrs)
 - (iii) Club and 'party drug' scenes
-
- Patterns of use of alcohol and other drugs
 - Risk behaviours and harms experienced
 - Market activity and prices

Drug Prevalence: Alcohol, Tobacco and Marijuana



Drug Prevalence: Ecstasy, Mushrooms and LSD



Other drugs used

- Opium
- Viagra
- Blue Lotus
- Benzodiazepines
- MDA
- Foxy Methoxy
(5MEO-DiPT)
- Hawaiian Baby
Woodrose
- Kratom
- Peruvian Torch
- Ayahuasca
- Kava Kava
- Morphine
- Scooby Snacks
- Skeletium
Tortuosum
- Steroids
- 2C-I
- 5MEO-DMT
- AMT
- BD
- Bufotenine
- Cybil Seeds
- Demerol
- Ephedra
- GBL
- Herbal Ecstasy
- LSA
- Methydone
- Oxycontin
- PCP
- Pharmaceuticals
- San Pedro
Cactus
- Yohimbine
- Methadone

ECSTASY Markets

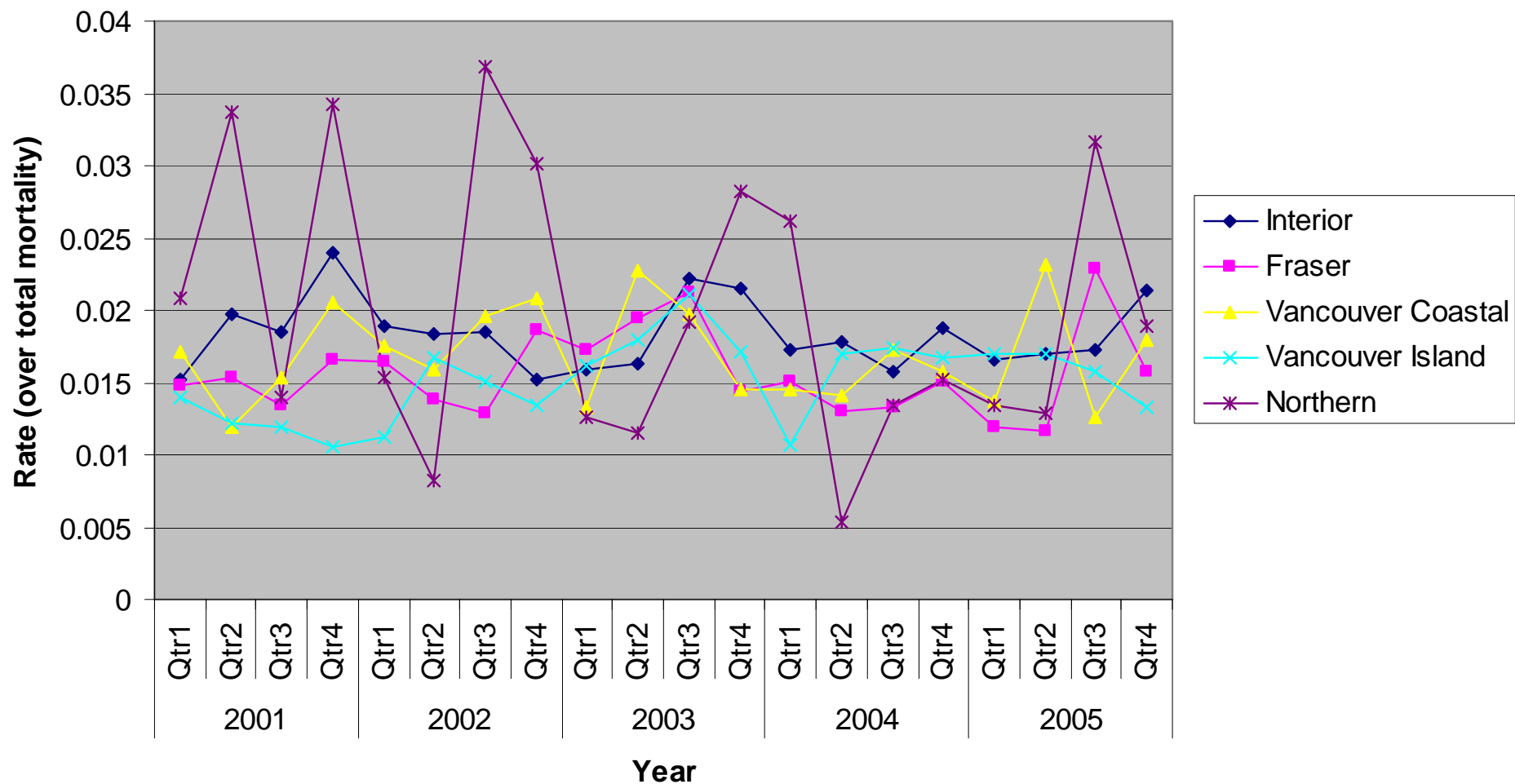
The cost of ecstasy the most recent time purchased was \$5-10 for a pill, with some reporting spending \$15-20 a pill.

- 57% report the price of ecstasy has stayed the same in the last 12 months.
- No one reported the price increasing.

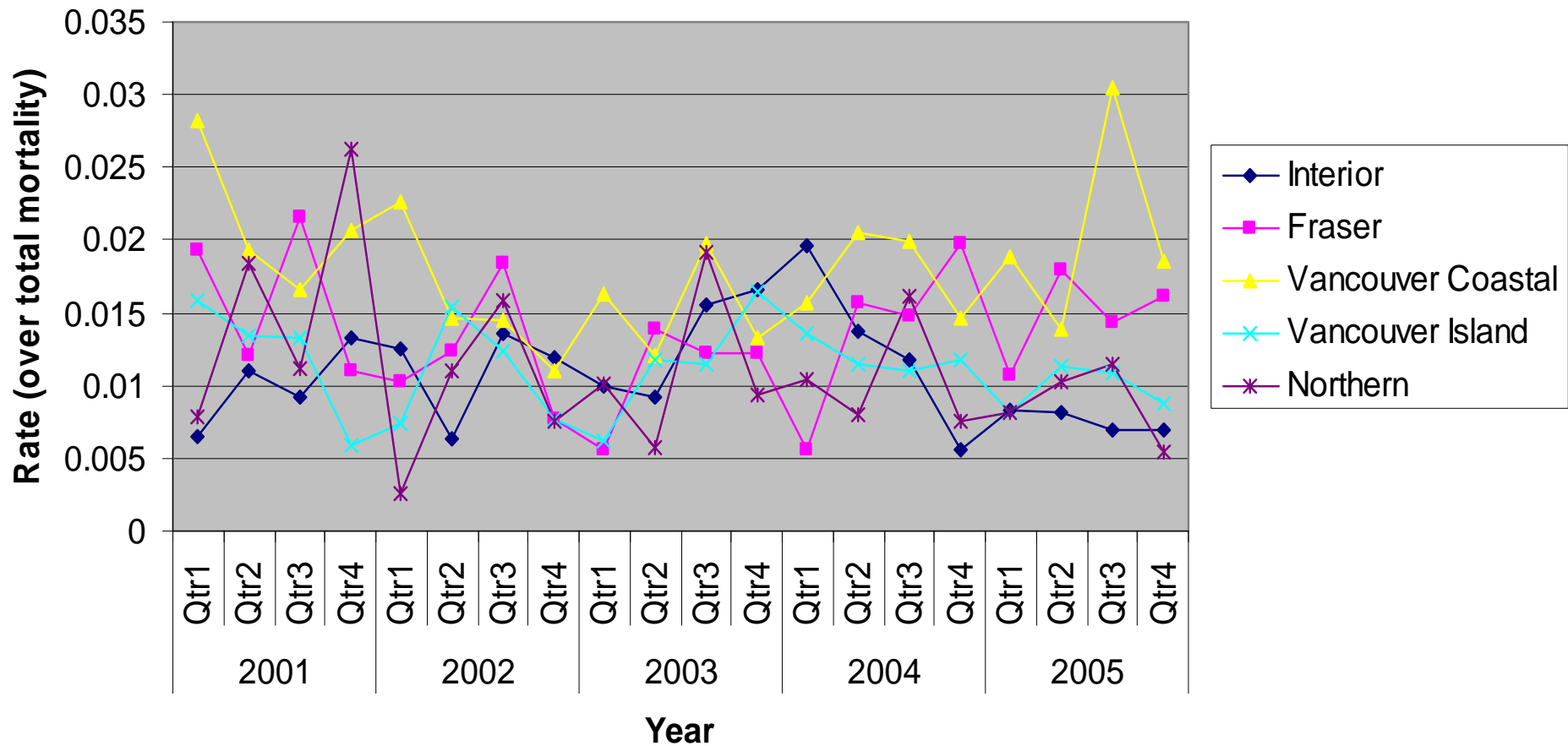
5. Reports on Alcohol and Other Drug-caused Mortality and Morbidity

- Agreement to house a morbidity and mortality database in the Centre for Disease Control
- Estimated rates of alcohol, tobacco and other drug caused deaths 2001 to 2005 by Health Authority
- Further work required to report age-sex standardized rates

Rate of cirrhosis deaths



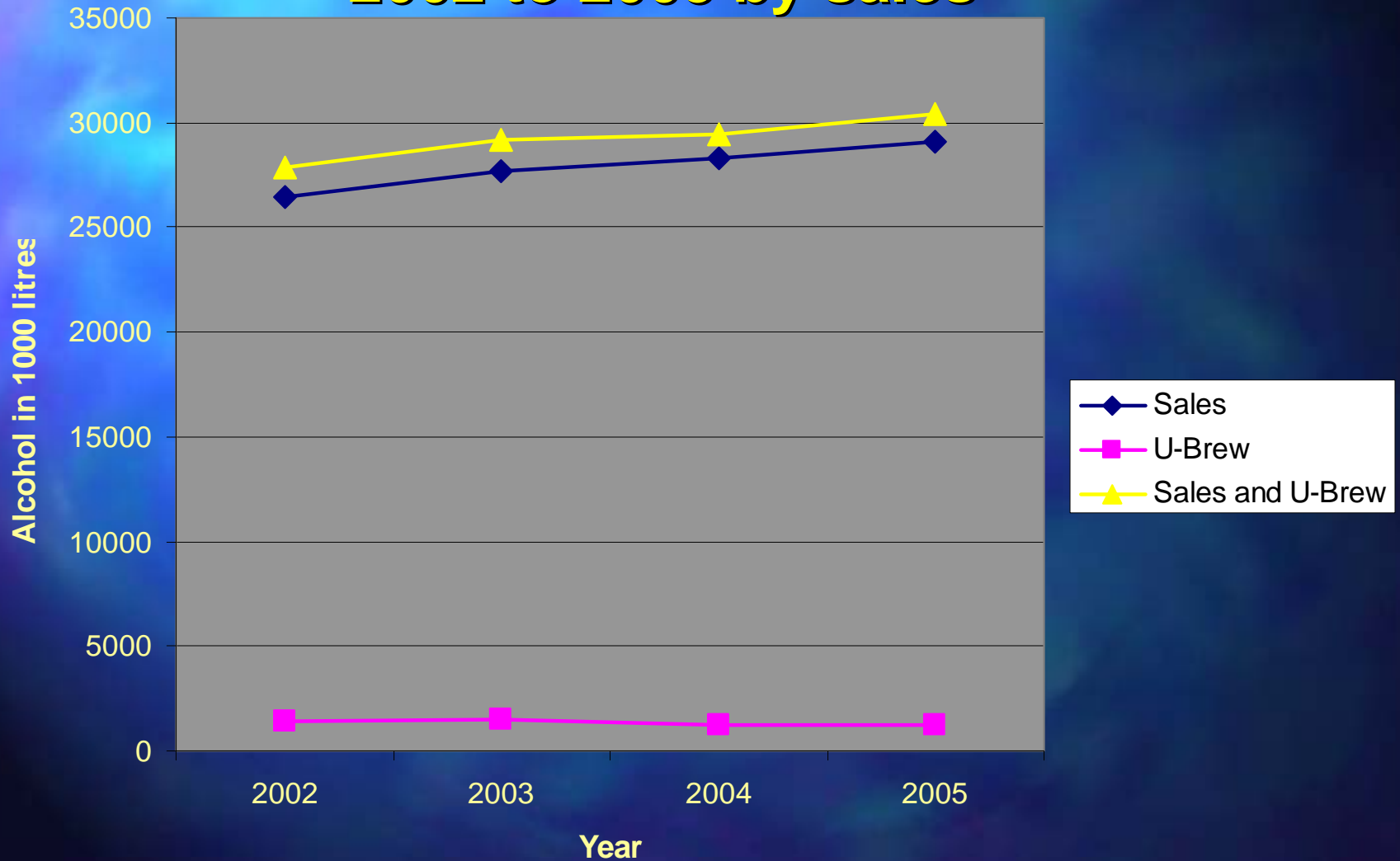
Rate of illicit drug overdose deaths



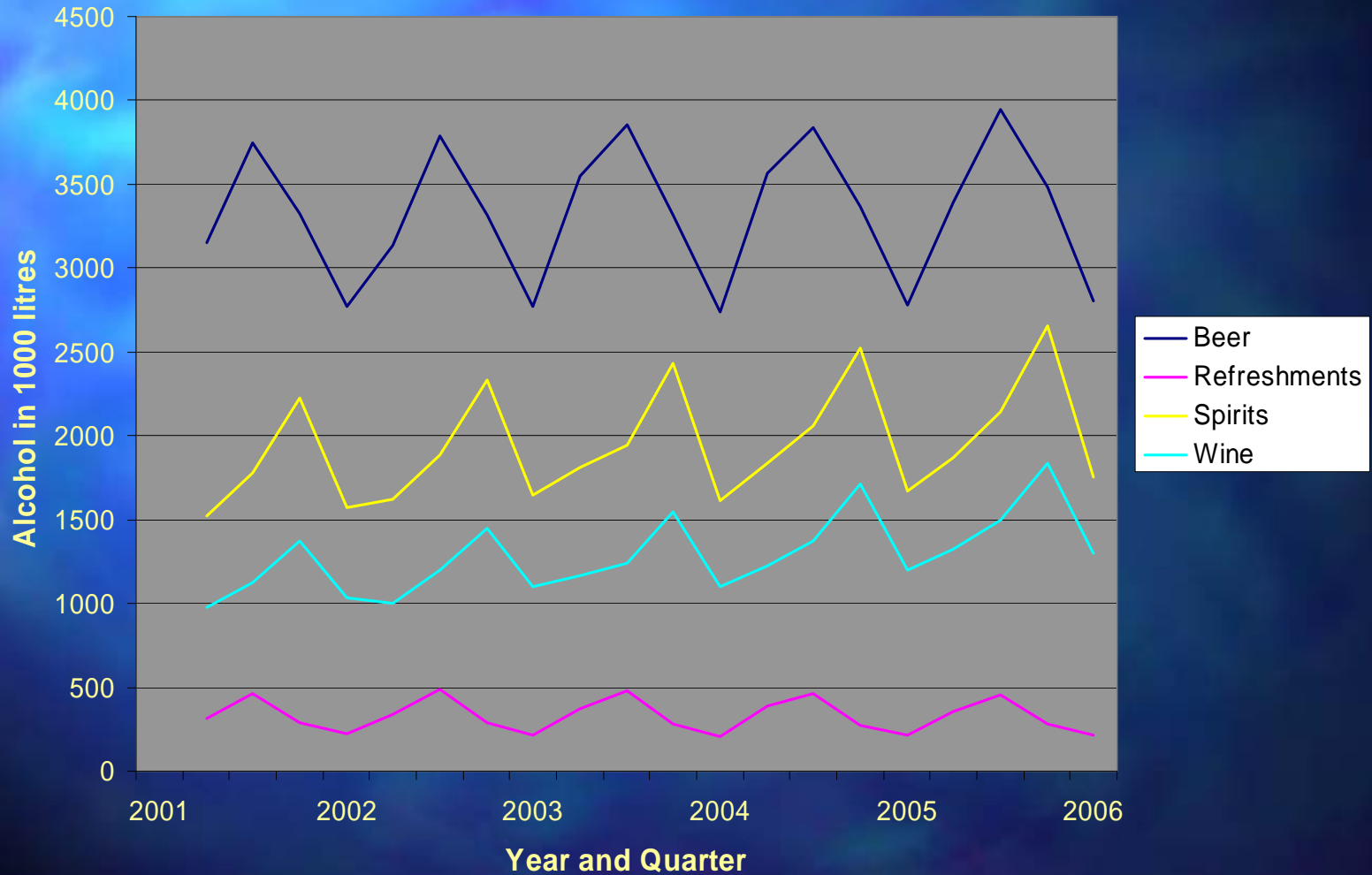
6. Data on Alcohol & Prescription Drug Sales

- Representation at a national workshop in Sept 06 to recommend items in surveys on prescription drug sales
- Purchase of BC alcohol sales data for 28 regional districts
- Estimates of per capita alcohol consumption generated allowing for U-Brew and U-Vin for 2001 to 2006.

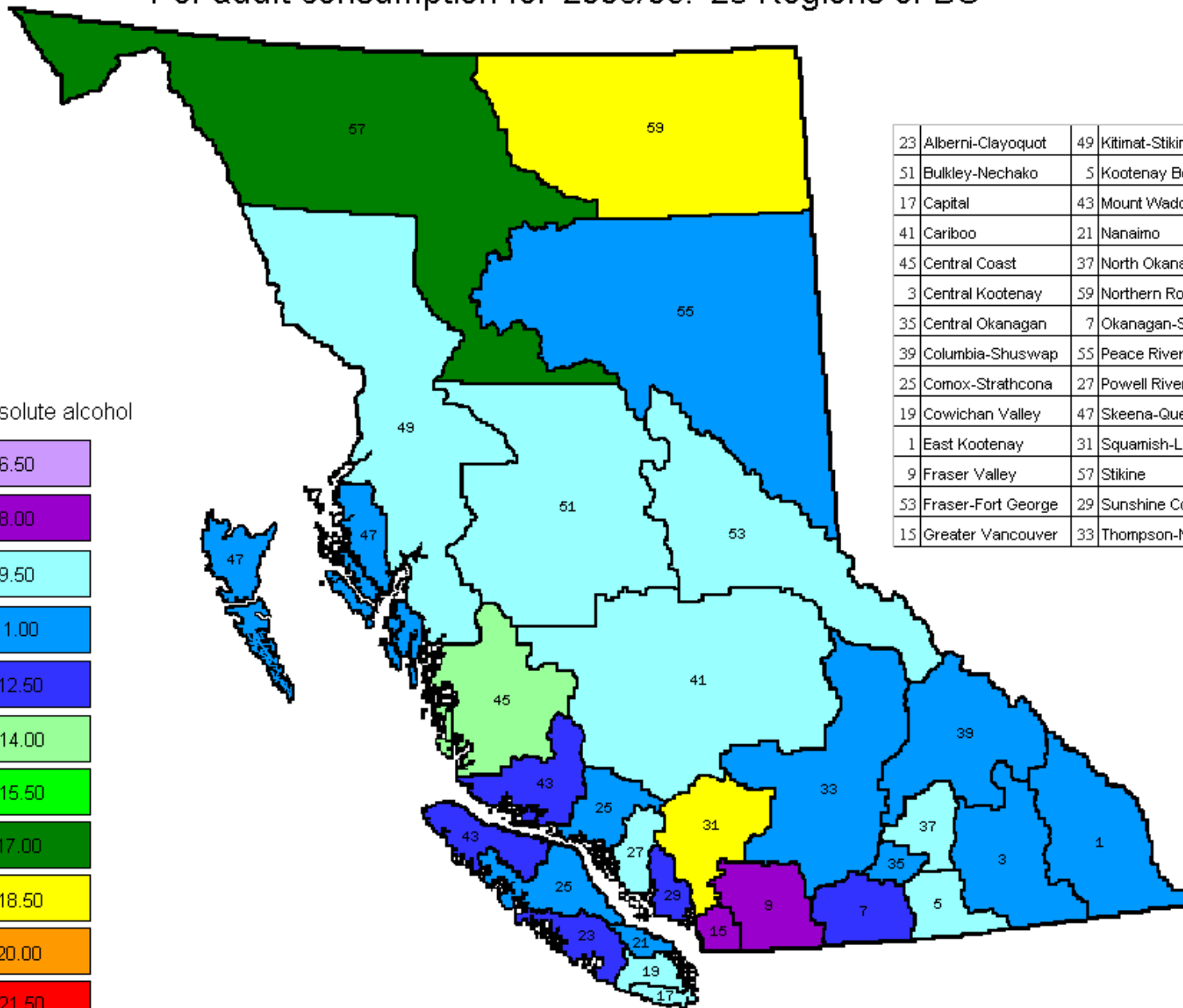
Absolute alcohol consumption in BC from 2002 to 2005 by sales



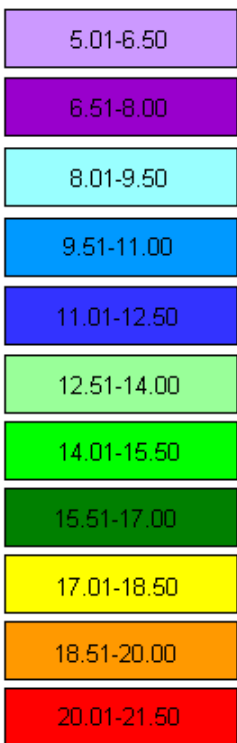
Absolute alcohol consumption in BC from April 2001 to March 2006



Per adult consumption for 2005/06: 28 Regions of BC



In litres of absolute alcohol



23	Alberni-Clayoquot	49	Kitimat-Stikine
51	Bulkley-Nechako	5	Kootenay Boundary
17	Capital	43	Mount Waddington
41	Cariboo	21	Nanaimo
45	Central Coast	37	North Okanagan
3	Central Kootenay	59	Northern Rockies
35	Central Okanagan	7	Okanagan-Similkameen
39	Columbia-Shuswap	55	Peace River
25	Comox-Strathcona	27	Powell River
19	Cowichan Valley	47	Skeena-Queen Charlotte
1	East Kootenay	31	Squamish-Lillooet
9	Fraser Valley	57	Stikine
53	Fraser-Fort George	29	Sunshine Coast
15	Greater Vancouver	33	Thompson-Nicola

INTERNATIONAL MONITORING SYSTEMS



International Symposium:
***Monitoring alcohol and other drug
related harm: building systems to
support better policy***

May 7-10 2007

Dunsmuir Lodge, University of Victoria

**Review international experience and
lessons from BC pilot in order to
inform Final Report**